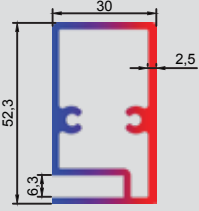
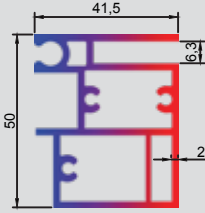


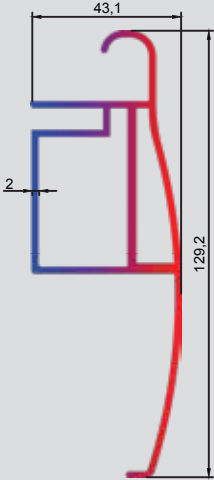
PROFİLLER



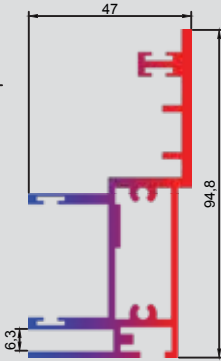
T. 2371 - 1.847 kg/m
Sabit Yatay



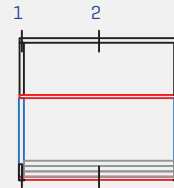
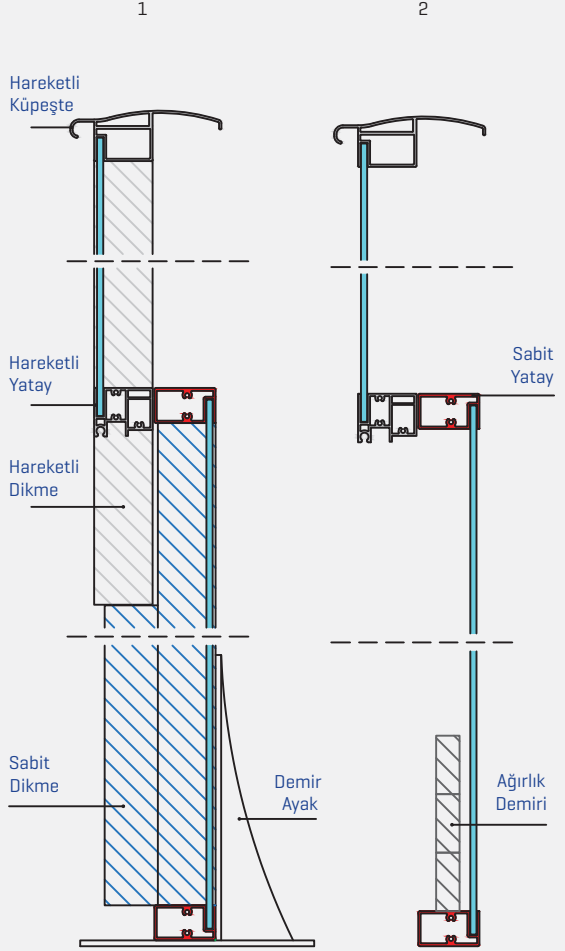
T. 2374 - 1.847 kg/m
Hareketli Dikme / Yatay



T. 2373 - 1.847 kg/m
Hareketli Küpeşte

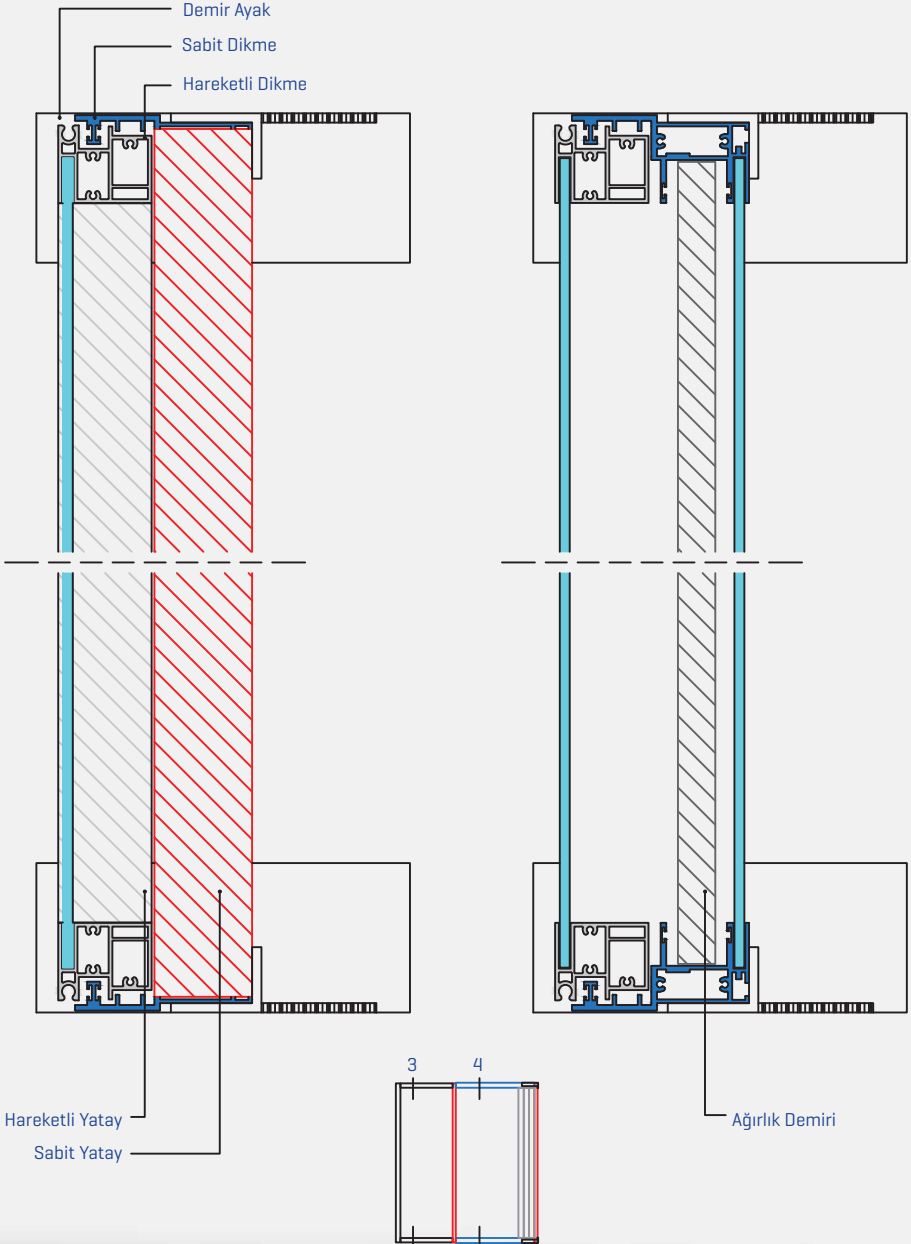


T. 2372 - 1.847 kg/m
Sabit Dikme



3

4



UYARI Alüminyum profillerin, yukarıda belirtilen birim ağırlıkları yaklaşık olarak hesaplanmıştır. Gerçek birim ağırlıkları, teslimat sırasında yapılan tartım işlemi sonucuna göre hesaplanacaktır.
WARNING Above mentioned aluminum profiles unit weights have been theoretically calculated. The actual unit weight will be calculated on delivery to put into the invoicing process.

AKSESUARLAR



KANAT DENGELER TAKOZU



SABİT YATAY KAPAĞI



HALAT RULMANI



VİDA TAPASI



HAREKETLİ KÜPEŞTE KAPAĞI



ÇELİK HALAT



HALAT SABİTLEYİCİ



DEMİR AYAK



KANAT RULMANI

Gebze

Barış Mh. Güney Yan Yol Cd.
No:338 Gebze - Kocaeli

Sultanbeyli

Turgutreis Mh. Fatih Cd.
Asalet Sk. No:4-6
Sultanbeyli - İstanbul

Esenyurt

Talatpaşa Mh. Fatih Sultan Mehmet Cd.
No:6-1 Esenyurt - İstanbul

Şirinevler

Hürriyet Mh. Mahmutbey Cd.Kadioğlu Sk.
No:3/2 Bahçelievler - İstanbul



444 57 20

www.temaaluminyum.com.tr

